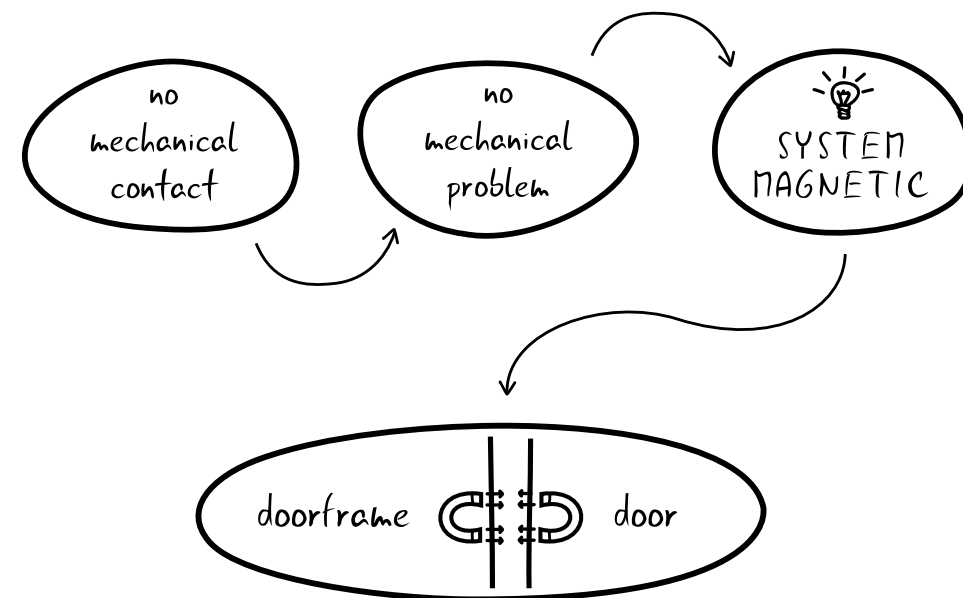


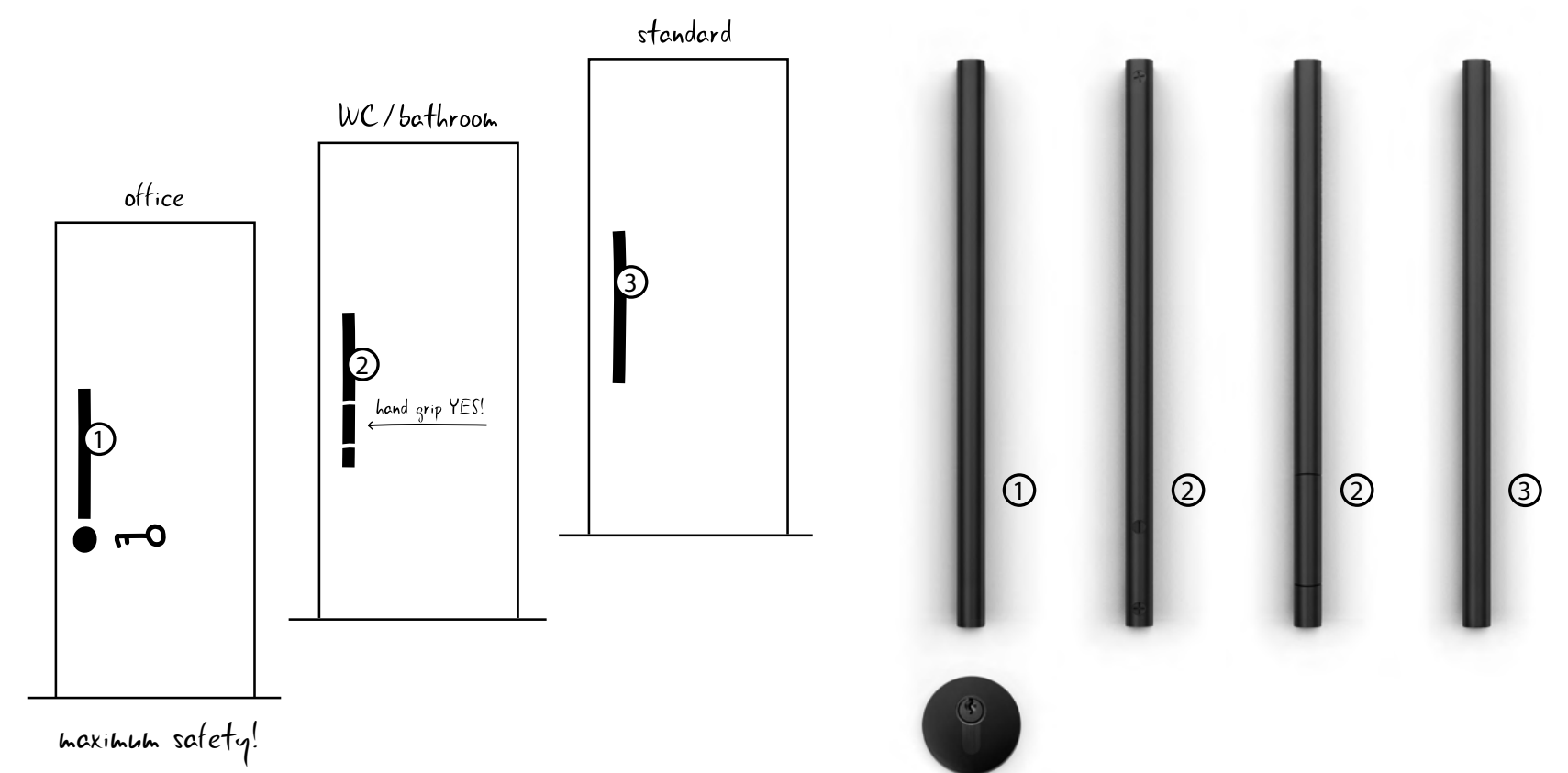
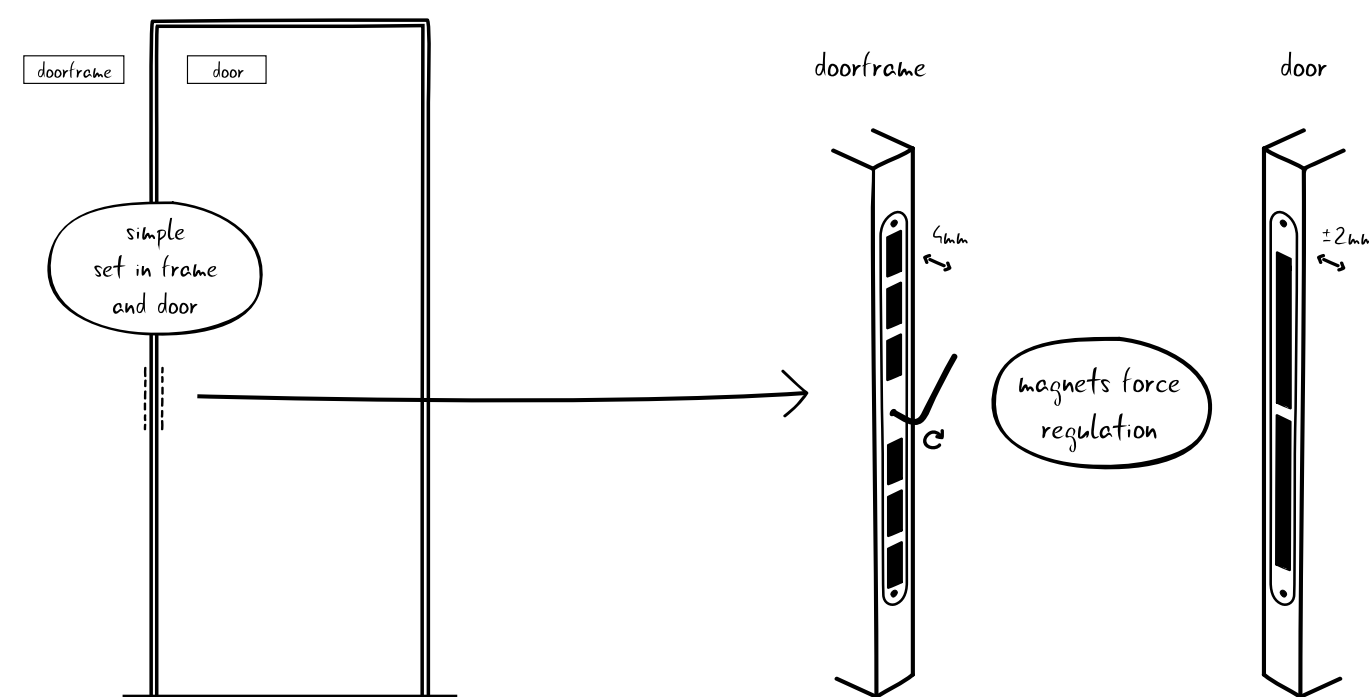
M&T
m a g n e t i c

Perfect door control, dot.
Without handle, without lock,
without electronic, without defects

DOOR CONTROL WITHOUT LOCK AND WITHOUT HANDLE?



without lock + without handle
= without problem also no service needed



magnetic
www.magnetic-mt.cz

REVOLUTIONARY SYSTEM
FOR THE PERFECT DOOR

magnetic + hand grip YES! = **yes!**



Roman Ulich
designer of Magnetic

How Magnetic was born

For more than 20 years we have been manufacturing quality door handles, all the time innovating and improving them, but we still know that the door with the handle and lock are not without troubles and sooner or later need service, including regular maintenance.

But we wanted more – we wanted a perfect door control system without a handle, no lock, no service, no maintenance, no defects.

So Magnetic was born.

We incorporated a series of very strong magnets into Magnetic and placed them in the door frame. And we placed a block of magnetic stainless-steel opposite to the door leaf. When the door is closed, these two parts approach each other and ensure a smooth, perfect closing by the magnetic force. The magnets approach, but do not have to touch each other – that is why the closing is quiet, contactless and you only hear touch of the door to a seal, the opening of the door is absolutely noiseless.

The innovative magnetic system solution was confirmed by granting a national patent.



Benefits of Magnetic

M&T Magnetic has several indisputable advantages. We replaced handles + lock with Magnetic and thus we eliminated any mechanical wear of components and extended the service life of the door control. An important step for your carefree living.

The essential advantage is its perfect functionality.

Other major benefits include:

- door control force regulation
- door position adjustment
- very quiet door control
- no service and no maintenance
- exceptional design of pull handles



COLLECTION Magnetic

For the magnetic system, we designed innovative pull handles for simple but effective door control. Some models also have an integrated toilet/bathroom locking system, giving an unprecedented impression.

The big advantage of these pull handles is a sophisticated ergonomics and outstanding stability on the door guaranteed the maximum control comfort.

All models are available in several surface finishes to perfectly match with door surface and the whole interior.

In this way we achieve the perfect complex, on selected models we can fill the handle's control space with the same door surface using magnetic plates to prepare the effect of a partially concealed pull handle. Visible is only the edge contour of the pull handle+gripping area, everything else is hidden in the door.




THERE ARE THE CONTROL HAND GRIPS
IN THEIR REAL SIZE IN FOLLOWING PAGES.

UFF

Minimalist handle with only two fingers control. Handle ergonomics with pleasant rounding, with the possibility of changing the internal magnetic plate to align the surface/colour of the pull handle with the door, or to make the door control area more visible. The visible part out of the door leaf surface is 3mm.

Metal pull handle, available in black titanium surface finish, nickel matt, polished chrome.

design: Roman Ulich

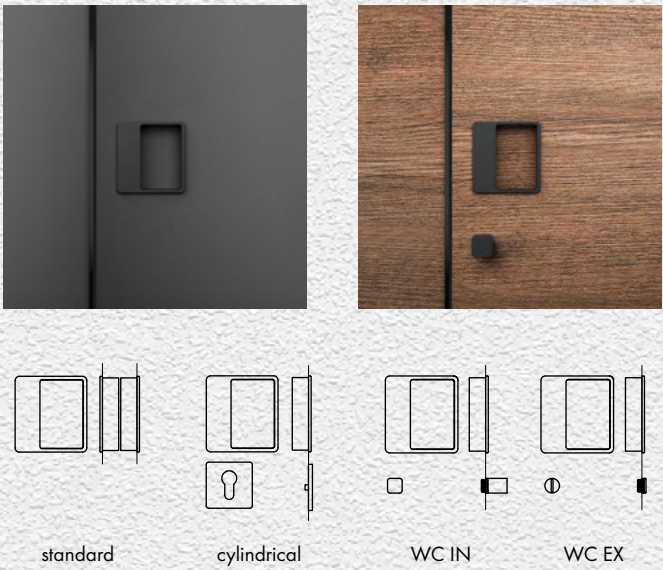


JOO

Square sunken pull handle easy to use with two - four fingers. Pull handle with a possibility of changing /replacing the internal magnetic plate to match the surface /colour of the pull handle with the door or to make the door control area more visible.

Metal pull handle, available in black titanium surface finish, nickel matt and polished chrome.

design: Roman Ulich

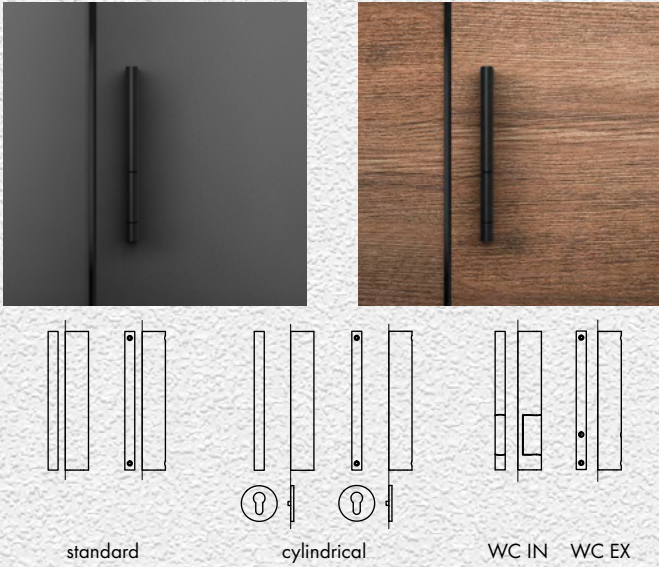


YES!

Elegant timeless pull handle available in lengths from 110 until 910 mm. For the perfect look is the pull handle prepared also with integrated WC/bathroom lock system with position open/closed.

This pull handle is produced from massive brass, for maximal selection is available in 10 surface finishes and 5 different lengths.

design: Roman Ulich



Design variants

For standard everyday opening is our magnetic system as created - it closes the door perfectly and smoothly. However, there are situations where the door needs to be safely locked or secured against accidental opening.

We think of everything,

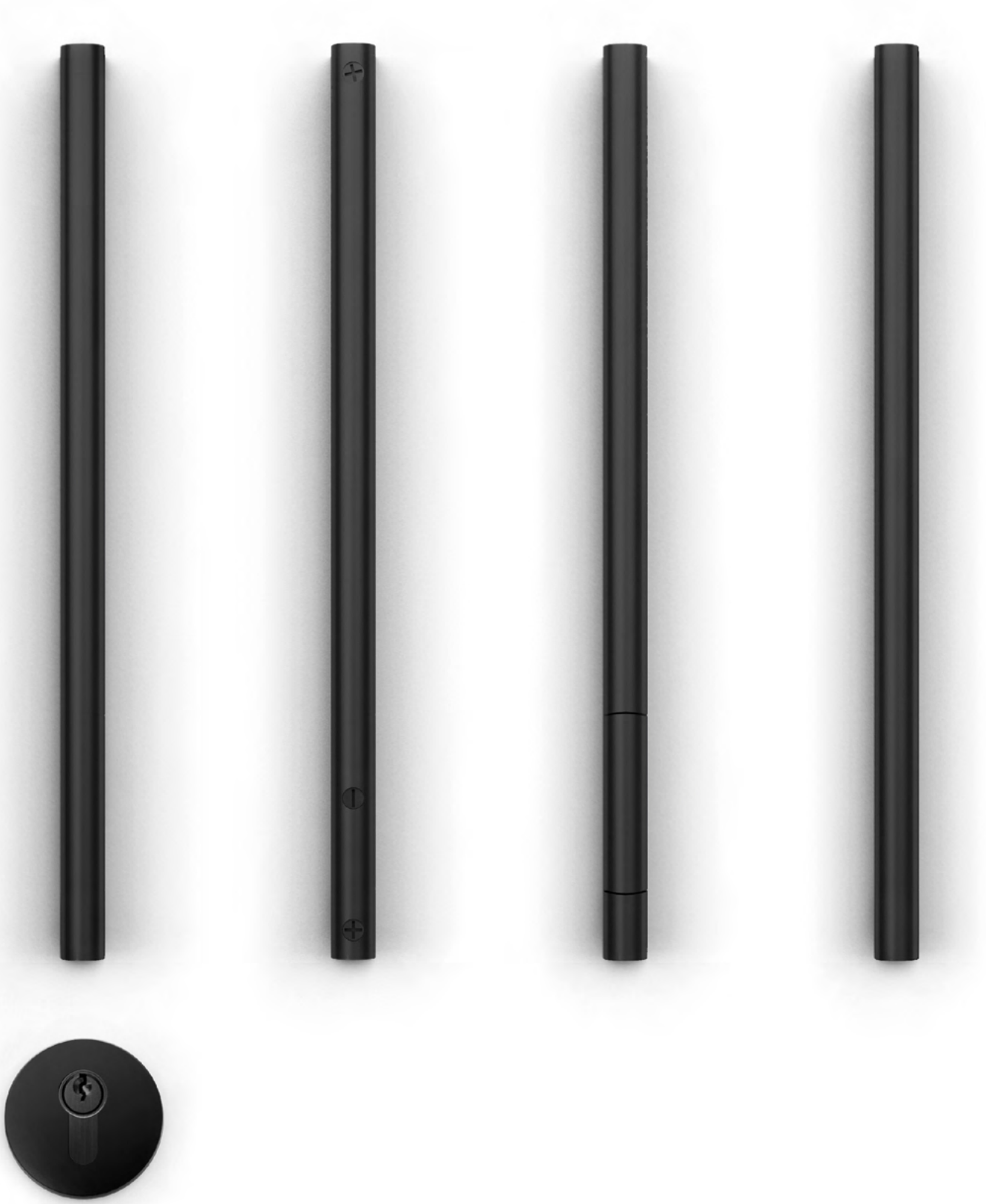
all models of our pull handles are also prepared with the option of cylinder locking or WC/bathroom securing, some even with integrated, concealed control segment.

CYLINDRICAL

WC EX

WC IN

STANDARD

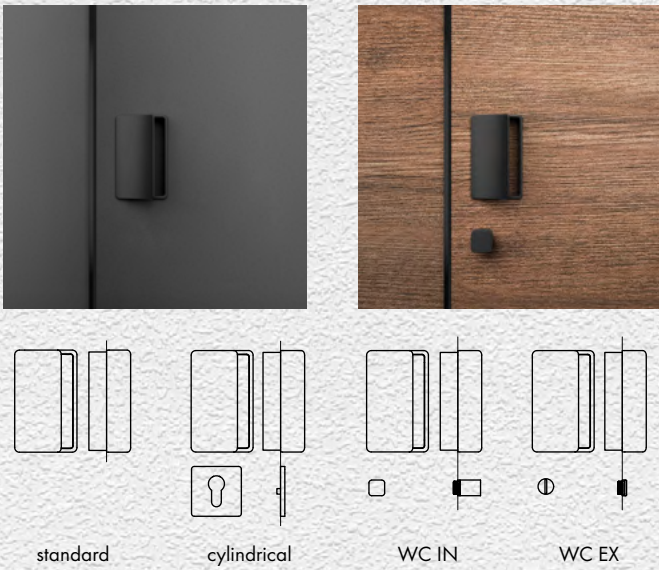


KONZERVA 110

Smaller version of the pull handle with whole hand control. Handle ergonomics with slight rounding of the handles gripping part, with the possibility of changing /replacing the internal magnetic plate to align the surface/colour of the pull handle with the door, or to make the door control area more visible.

Metal pull handle, available in black titanium surface finish and nickel matt.

design: Roman Ulich



OKO

Round pull handle with pleasant control. It is prepared also with concealed integrated WC/bathroom lock system.

This pull handle is made of massive brass, with the possibility of changing/replacing magnetic plate on pull handle surface to align the surface/colour of the pull handle with the door, or to make the door control area more visible.

For maximal selection is pull handle Oko available in 10 surface finishes.

design: Roman Ulich



KONZERVA 220

Dominant pull handle with whole hand control. Handle ergonomics with slight rounding of the handles gripping part, with the possibility of changing/replacing the internal magnetic plate to align the surface/colour of the pull handle with the door, or to make the door control area more visible.

Metal pull handle, available in black titanium surface finish and nickel matt.


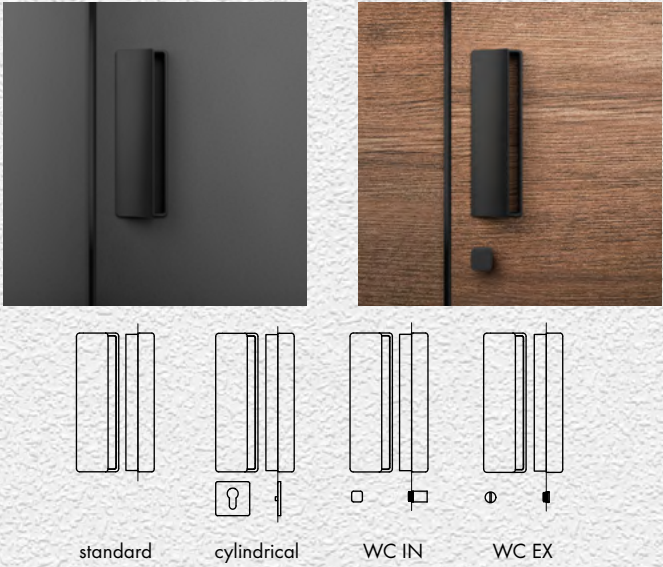
design: Roman Ulich

MINIMAL

Massive ergonomic long hand grip following the complete collection of door and window fitting
Minimal to align the entire interior the only one design range of fitting.

This long hand grip is made of massive brass, for maximal selection is available in 9 surface finishes.

design: Roman Ulich



MAXIMAL

Creative long hand grip with the possibility of insert filling in door decor with impressive WC/bathroom locking. Its shape following the complete collection of door and window fitting Maximal to align the entire interior the only one design range of fitting.

This long hand grip handle is made of massive brass, for maximal selection is available in 9 surface finishes.

design: Roman Ulich

MIMOLIMIT

Elegant wooden long hand grip with pleasant grip ergonomics, metal internal construction of modular system available in different lengths up to 2440 mm.

This long hand grip is made of massive brass, for maximal selection is available in 6 surface finishes and 5 wooden inserts.

design: Barbora Škorpilová



standard




cylindrical



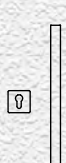
WC IN



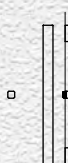
WC EX



standard



cylindrical



WC IN



WC EX

Shades and surface finishes of control hand grips


We are perfectionists, we care about details. We always want our products to be perfectly matched, including all components - even the heads of mounting screws.

After more than 20 years of research, development and many hundreds of thousands of produced pieces, we consider ourselves the leader in surface finishes. We are able to offer you a range of metallic shades on our products that will complete the important details of your realizations. From different variants of natural brass to special titanium surface finishes in dark matt shades. On the control hand grips

we apply a hard metal layer

no spray, no RAL paint. We guarantee the high quality of our products. Or we can supply you with natural brass hand grips with a lifetime warranty. Yes, with a lifetime warranty, we only treat the material mechanically and let it get naturally age. Hand grips will gradually change their colour and design, get patina according to the surrounding space and climatic conditions.

Want more from us than you are used to - we are not just satisfied with the basic silver surface. And you don't have to too.





Why M&T Magnetic

We were thinking about the most frequent and
at the same time the most reliable functionelement
of every household
...and we found a fridge.


So its door with a control hand grip and locking
magnets. Perhaps you are sometimes disappointed
with the contents of your fridge, but certainly not with
the perfect control of its door

The “fridge system” is simply perfect.

But we went further... we placed the magnets in the
door frame and in the door so that they passed each
other and applied only by magnetic force, that means
there was no mechanical contact between them. This
completely eliminated later service intervention.

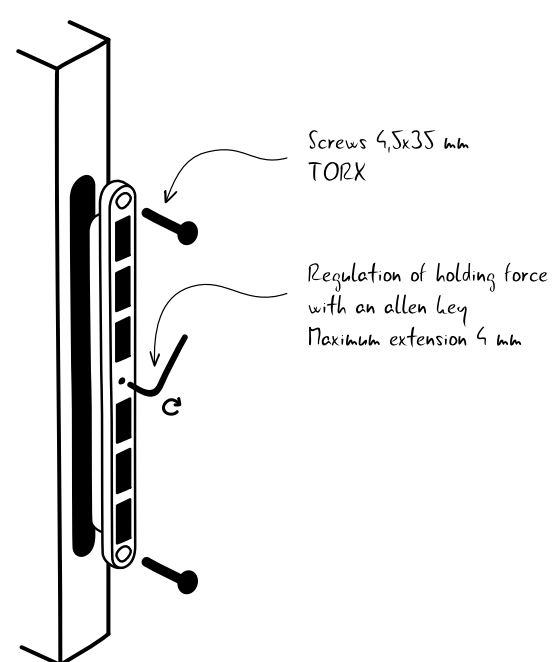
And then we went even further...
In the magnet plate we incorporated the regulation,
by simply turning the allen key to move magnets close
or further and thus adjust the door closing force.
Unprecedented yet with a simple door control comfort.

So, do you know how perfect helper is M&T Magnetic?

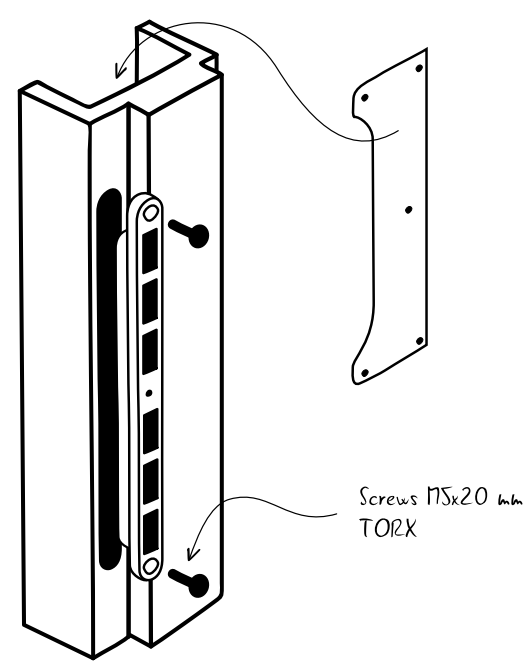


MOUNTING OF MAGNETIC IN THE DOORFRAME

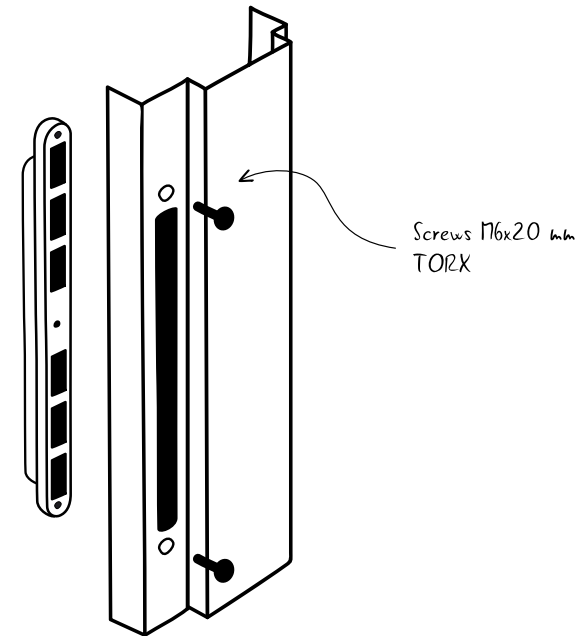
mounting into invisible frame



mounting into EU type jamb doorframe



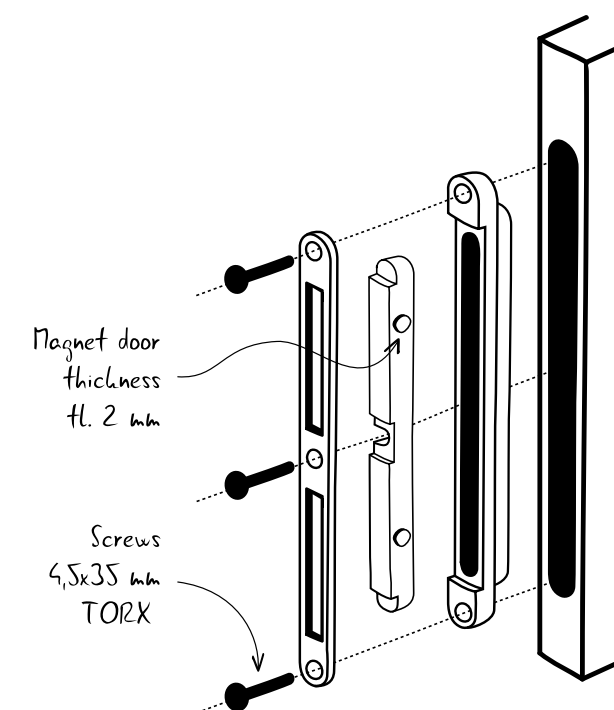
mounting into metal doorframe



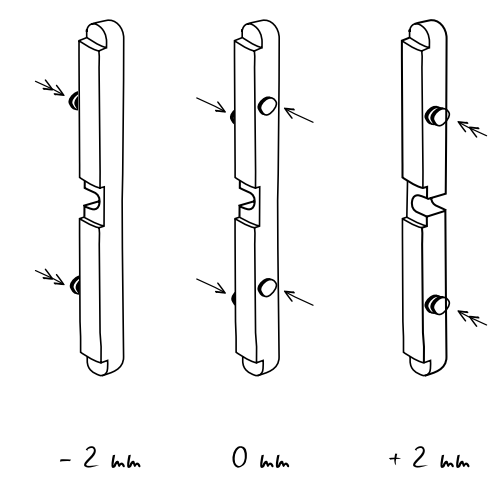
Note: Preparation / milling hole for Magnetic into the frame and for Magnetic block into the door provides door manufacture.

MOUNTING OF MAGNETIC BLOCK INTO THE DOOR

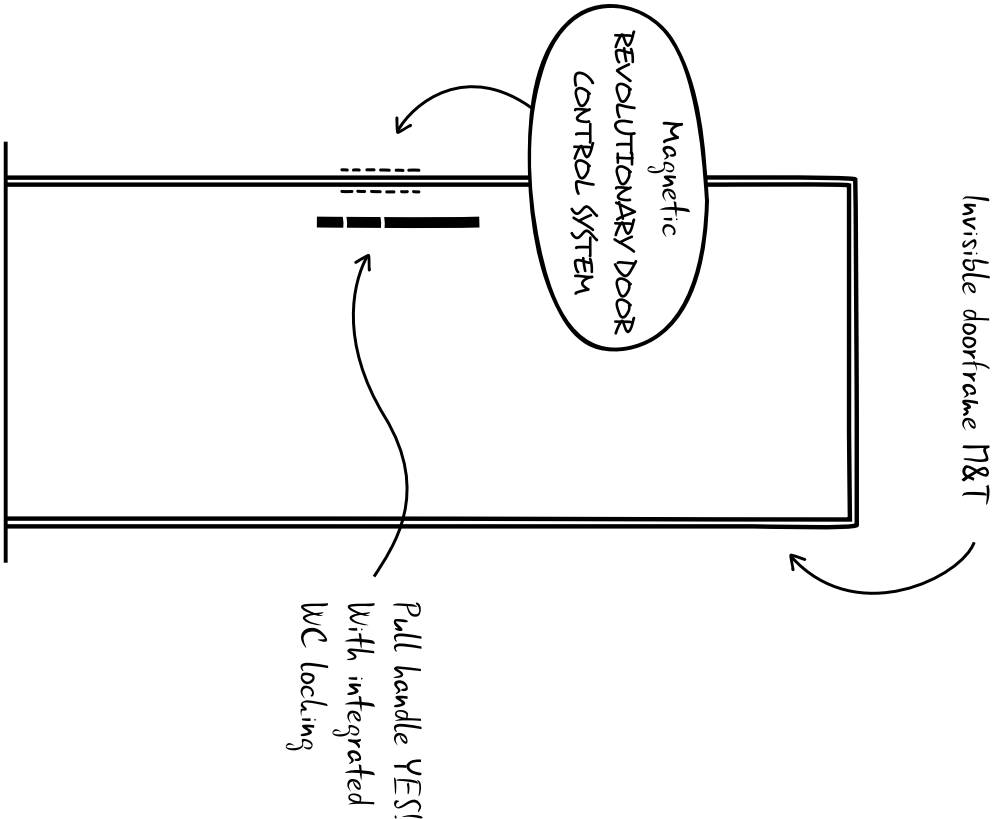
mounting



regulation of door closing
(matching of door surface with adjoining surface)



THE PERFECT COMPLEX M&T



M&T INVISIBLE DOORFRAME + M&T MAGNETIC + M&T PULL HANDLE COLLECTION



- perfect design
- perfect comfort
- perfect control
- perfect functionality